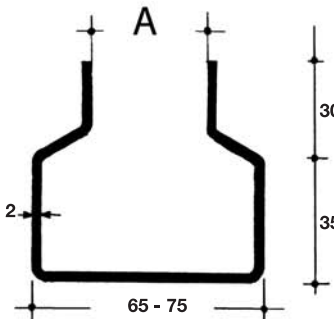
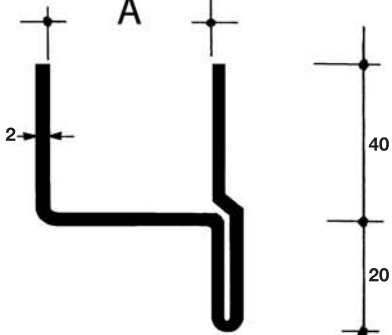
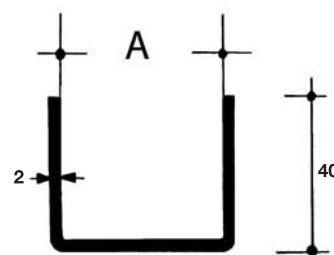


PROFILI PER PANNELLI POLIURETANICI

 <p>A</p> <p>2</p> <p>65 - 75</p> <p>30</p> <p>35</p>	<p>SERIE DI PROFILATI ZINCATI PER PANNELLI POLIURETANICI</p> <p>A = 31 - 41</p> <p>PROFILO PER PORTONI Peso Kg. 3,6 ca. al mt.</p>
 <p>A</p> <p>2</p> <p>40</p> <p>20</p>	<p>A = 31 - 41</p> <p>PROFILO BATTENTE Peso Kg. 2,5 ca. al mt.</p>
 <p>A</p> <p>2</p> <p>40</p>	<p>A = 31 - 41</p> <p>PROFILO PORTAPANNELLO Peso Kg. 1,8 ca. al mt.</p>